




Course Plan of (Parasitology)


II. Course Description					
This course is designed to enable students to acquire knowledge, attitude and behaviors of fundamentals of microbiology and parasitology, and its effects on human. It also provides understanding on causes of diseases, diagnosis, treatments and preventive measures.					
IV. Course Content:					
A – Theoretical Aspect:					
Learning Outcomes	Contact hours	Number of Weeks	Sub Topics List	Units/Topics List	Order
A1, B2, C1, C2	4	2	<ul style="list-style-type: none">▪ Definition▪ Types▪ Host, Types of host▪ Definition and example for types of parasite▪ Effect of parasite on the host▪ Types of vector▪ Source of infection (food & drink, soil and water, vector, direct contact and congenial)▪ Mode of infection▪ Classification<ul style="list-style-type: none">✓ Protozoa✓ Helminthes	Parasites	1



			<ul style="list-style-type: none"> ✓ Arthropods ▪ Class and example for all Protozoa 		
A2, A1, B2, C1, C2	4	2	<ul style="list-style-type: none"> ▪ General characteristic <ul style="list-style-type: none"> ✓ Morphology ✓ Biological feature ✓ Multiplication ✓ Nutrient & locomotion ▪ Classification (flagellate, ciliate, amoebae, sporozoa) ▪ Amoebae ▪ Entamoeba histolytica <ul style="list-style-type: none"> ✓ Morphology, ✓ life cycle, ✓ pathogenesis ✓ Diagnosis ✓ Prevention & control ▪ Different between Entamoeba histolytica and Entamoeba. coli ciliate ▪ Bantium coli <ul style="list-style-type: none"> ✓ Morphology, ✓ life cycle, ✓ pathogenesis ✓ Diagnosis ✓ Prevention & control 	Protozoa	2

A1, A2, C1, C2	4	2	<ul style="list-style-type: none"> ▪ Intestine & flagellates Giardia lamblia ✓ Morphology, ✓ life cycle, ✓ pathogenesis ✓ Diagnosis ✓ Prevention & control ▪ Genital Trichomonas vaginalis ✓ Morphology, ✓ life cycle, ✓ pathogenesis ✓ Diagnosis ✓ Prevention & control 	Flagellates	3
A6, B4, C2	4	2	<ul style="list-style-type: none"> ▪ Leishmanias (Visceral & cutaneous) ✓ Morphology, ✓ life cycle, ✓ pathogenesis ✓ Diagnosis ✓ Prevention & control 	Blood flagellates	4
, A1, A2, B1, C1	2	1	Midterm exam	Midterm exam	5
C1, C2	4	2	<ul style="list-style-type: none"> ▪ Malaria parasites (Plasmodium Falciparum, vivax) ✓ Morphology, ✓ life cycle, 	Sporozoa	6



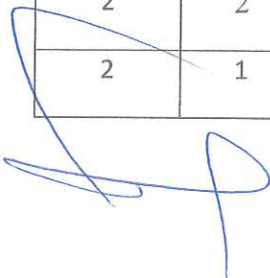

			<ul style="list-style-type: none"> ✓ pathogenesis ✓ Diagnosis ✓ Prevention & control 		
A1, A2, C1	4	2	<ul style="list-style-type: none"> ▪ Classification <ul style="list-style-type: none"> ✓ Nematodes ✓ Cestodes ✓ Trematodes 	Helminthes	7
A2, C1, C2	4	2	<ul style="list-style-type: none"> ▪ Schistosoma <ul style="list-style-type: none"> ✓ Definition ✓ Morphology, ✓ life cycle, ✓ pathogenesis ✓ Diagnosis ✓ Prevention & control 	Schistosoma	8
, a2, a1, , , B1, B2, , , C1, C2	2	1	Final exam	Final exam	9
	32	16	Number of Weeks /and Units Per Semester		

IV. Course Content

Distribution of Semester Weekly Plan of Course Topics/Items and Activities.

A – Theoretical Aspect

Contact Hours	Week Due	Topics List	Order
2	1	Parasites	1
2	2	Protozoa	2
2	1	Flagellates	3




Faculty of HIGH Nursing

2	2	Blood flagellates	4
2	2	Sporozoa	5
2	2	Helminthes	6
4	2	Schistosoma	7
2	2	Final exam	8
32	16	Number of Weeks /and Units Per Semester	

B – Practical Aspect:			
Contact hours	Number of Weeks	Task/ Experiments	Order
9	3	Collection, handling & transportation of various specimens	1
9	3	Lab investigations for common parasites.	2
9	3	Types of parasite	3
27	9	Number of Weeks /and Units Per Semester	

